

BIGFOOT[®] OPENSOURCE LINEAR[®] SCARPIERA

INTONACO / CARTONGESSO

Il sistema include:

- pannello di chiusura
- Ripiani speciali in alluminio

Disponibile nelle versioni:

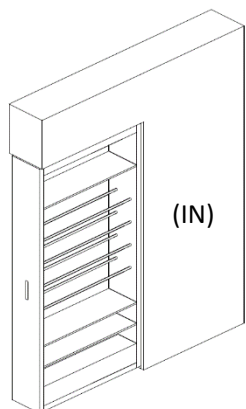
- IN e OUT
- Parete finita 40 cm
- Per intonaco o cartongesso
- Finitura: nobilitato (melaminico bianco) o laminato a scelta

Dimensioni standard : 80, 90, 100 X 210, 240 X 40 cm



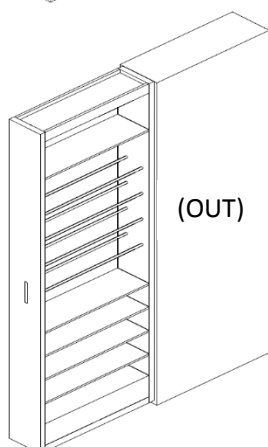
PATENTED

H 210 cm



L x H	PF	FINITURA	VERSIONE OUT	COD.
80 x 210	40	A.MELAMINICO BIANCO	●	BFSCA08021040
		B. LAMINATO(ALEVE/FENIX)		
90 x 210	40	A.MELAMINICO BIANCO	●	BFSCA09021040
		B. LAMINATO(ALEVE/FENIX)		
100 x 210	40	A.MELAMINICO BIANCO	●	BFSCA10021040
		B. LAMINATO(ALEVE/FENIX)		

H 240 cm



L x H	PF	FINITURA	VERSIONE OUT	COD.
80 x 240	40	A.MELAMINICO BIANCO	●	BFSCA08024040
		B. LAMINATO(ALEVE/FENIX)		
90 x 240	40	A.MELAMINICO BIANCO	●	BFSCA09024040
		B. LAMINATO(ALEVE/FENIX)		
100 x 240	40	A.MELAMINICO BIANCO	●	BFSCA10024040
		B. LAMINATO(ALEVE/FENIX)		

● Disponibile

— Non disponibile

ACCESSORI
VERSIONE OUT
SISTEMA LUCI LED (per 5 ripiani)
SPECCHIO PER PANNELLO DI CHIUSURA
MANIGLIA

*Protek Srl si riserva il diritto di apportare modifiche e migliorare in qualsiasi momento e senza l'obbligo di alcun tipo di preavviso.
L'azienda declina ogni tipo di responsabilità per possibili inesattezze dovute ad errori di stampa, di trascrizione o per qualsiasi altro motivo.*

BIGFOOT[®] OPENSOURCE LINEAR[®] SHOE RACK

FOR SOLID / PLASTERBOARD WALLS

The system includes:


- Closing panel
- Special aluminium shelves

Available versions:

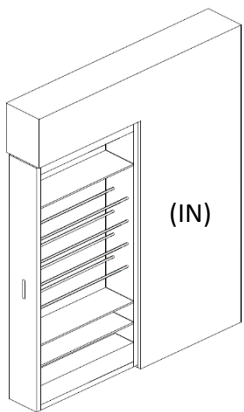
- IN and OUT version
- Finished wall 40 cm
- For solid or plasterboard walls
- Finishing: melamine white panel or laminate to be chosen

Standard dimensions: 80, 90, 100 X 210, 240 X 40 cm

PATENTED



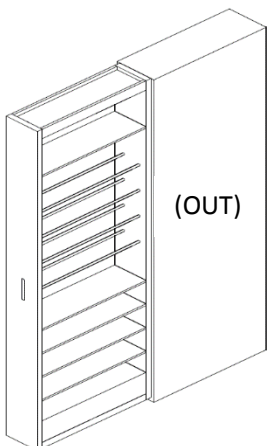
H 210 cm



(IN)

L x H	PF	FINISHING	OUT VERSION	COD.
80 x 210	40	A. MELAMINE WHITE PANEL	●	BFSCA08021040
		B. LAMINATE (ALEVE/FENIX)		
90 x 210	40	A. MELAMINE WHITE PANEL	●	BFSCA09021040
		B. LAMINATE (ALEVE/FENIX)		
100 x 210	40	A. MELAMINE WHITE PANEL	●	BFSCA10021040
		B. LAMINATE (ALEVE/FENIX)		

H 240 cm



(OUT)

L x H	PF	FINISHING	OUT VERSION	COD.
80 x 240	40	A. MELAMINE WHITE PANEL	●	BFSCA08024040
		B. LAMINATE (ALEVE/FENIX)		
90 x 240	40	A. MELAMINE WHITE PANEL	●	BFSCA09024040
		B. LAMINATE (ALEVE/FENIX)		
100 x 240	40	A. MELAMINE WHITE PANEL	●	BFSCA10024040
		B. LAMINATE (ALEVE/FENIX)		

● Available

— Not available

ACCESSORIES
OUT VERSION
LED LIGHTING SYSTEM (for 5 shelves)
MIRROR FOR CLOSING PANEL
HANDLE KIT

*Protek Srl reserves the right to make modifications and improvements as they consider necessary and without to notice.
The company declines every responsibility for any possible mistakes due to misprints, transcriptions or other further reasons.*